


User Name Alias ... Authentication

User Name	Alias ...	Authentication	Enabled
inpts		WebConnect	Yes
kaushal		WebConnect	Yes
mandar		WebConnect	Yes
manohar		WebConnect	Yes
manoj		WebConnect	Yes
mihhil		WebConnect	Yes
nitin		WebConnect	Yes
pranod		WebConnect	Yes
pravin		WebConnect	Yes
rohit		WebConnect	Yes
sandip		WebConnect	Yes
sanjay		WebConnect	Yes
user		WebConnect	Yes
virtual		WebConnect	Yes

Group Name	Created	Modified	Enabled
Advanced ...			Yes
Expert Users			Yes
Novice Users			Yes
Super Users			Yes

Name	Created	Modified	Enabled	Comm-Type
beacon	06/08/09 16:...	06/08/09 16:...	Yes	RDP
AS/400 Connection			Yes	TMS250
VT Connection			Yes	TELNET
EXCEL	07/08/09 09:...	07/08/09 09:...	Yes	RDP
iexplore	07/08/09 16:...	07/08/09 16:...	Yes	RDP
manohar data	08/08/09 10:...	08/08/09 10:...	Yes	RDP
WebConnect Server's Machine	27/03/05 20:...	27/03/05 20:...	Yes	TELNET
CI/TI OOK	07/08/09 09:...	07/08/09 09:...	Yes	RDP

Publish Application - Step 1 of 9: Publishing Target



What to Publish

Application
 Document
 URL

Publish from

Terminal Server
 Local Desktop
 First from Local Desktop, if Falls - from Terminal Server



User Name	Alias ...	Authentication
inpts		WebConnect
kaushal		WebConnect
mandar		WebConnect
manohar		WebConnect
manoj		WebConnect
nikhil		WebConnect
nitin		WebConnect
pranod		WebConnect
pravin		WebConnect
rohik		WebConnect
sandip		WebConnect
sanjay		WebConnect
user		WebConnect
vishal		WebConnect

Group Name	Created	Modified	Enabled
Advanced ...			Yes
Expert Users			Yes
Novice Users			Yes
Super Users			Yes

Name	Created	Modified	Enabled	Comm-Type
beacon	06/08/09 16:...	06/08/09 16:...	Yes	RDP
AS/400 Connection			Yes	TMS250
VT Connection			Yes	TELNET
EXCEL	07/08/09 09:...	07/08/09 09:...	Yes	RDP
iexplore	07/08/09 16:...	07/08/09 16:...	Yes	RDP
manohar data	08/08/09 10:...	08/08/09 10:...	Yes	RDP
WebConnect Server's Machine	27/03/05 20:...	27/03/05 20:...	Yes	TELNET
OLITH OOK	07/08/09 09:...	07/08/09 09:...	Yes	RDP

Internet Explorer

E:\Program Files\Internet Explorer

Files of type: Executables (*.exe;*.com;*.lnk;*.bat;*.js;*.vbs;*.wsf;*.hta)

File name: iexplore.exe

Open Cancel

Back Next Finish Cancel Help



User Name	Alias ...	Authentication
inpts		WebConnect
kaushal		WebConnect
mandar		WebConnect
manohar		WebConnect
manoj		WebConnect
mihhil		WebConnect
nitin		WebConnect
pranod		WebConnect
pravin		WebConnect
rohik		WebConnect
sandip		WebConnect
sanjay		WebConnect
user		WebConnect
virtual		WebConnect

Group Name	Created	Modified	Enabled
Advanced ...			Yes
Expert Users			Yes
Novice Users			Yes
Super Users			Yes

Name	Created	Modified	Enabled	Comm-Type
beacon	06/08/09 16:...	06/08/09 16:...	Yes	RDP
AS/400 Connection			Yes	TMS250
VT Connection			Yes	TELNET
EXCEL	07/08/09 09:...	07/08/09 09:...	Yes	RDP
iexplore	07/08/09 16:...	07/08/09 16:...	Yes	RDP
manohar data	08/08/09 10:...	08/08/09 10:...	Yes	RDP
WebConnect Server's Machine	27/03/05 20:...	27/03/05 20:...	Yes	TELNET
OLTT OOK	07/08/09 09:...	07/08/09 09:...	Yes	RDP

Publish Application - Step 2 of 9: Target and Description

Application: C:\Program Files\Internet Explorer\iexplore.exe

Working Directory:

Parameters: -root "D:\USERS\Manohar"

Display Name: iexplore

< Back Next > Finish Cancel Help



User Name	Alias ...	Authentication
inpts		WebConnect
kausal		WebConnect
mandar		WebConnect
manohar		WebConnect
manoj		WebConnect
nikhil		WebConnect
nitin		WebConnect
pranod		WebConnect
pravin		WebConnect
rohik		WebConnect
sandip		WebConnect
sanjay		WebConnect
user		WebConnect
winval		WebConnect

Group Name	Created	Modified	Enable
Advanced ...			Yes
Expert Users			Yes
Novice Users			Yes
Super Users			Yes

Name	Created	Modified	Enabled	Comm-Type
beacon	06/08/09 16:...	06/08/09 16:...	Yes	RDP
AS/400 Connection			Yes	TMS250
VT Connection			Yes	TELNET
EXCEL	07/08/09 09:...	07/08/09 09:...	Yes	RDP
iexplore	07/08/09 16:...	07/08/09 16:...	Yes	RDP
manohar data	08/08/09 10:...	08/08/09 10:...	Yes	RDP
WebConnect Server's Machine	27/03/05 20:...	27/03/05 20:...	Yes	TELNET
OLTT OOK	07/08/09 09:...	07/08/09 09:...	Yes	RDP

Publish Application - Step 3 of 9: Placement Details



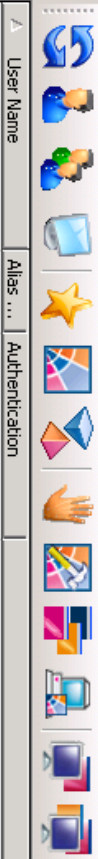
Publish to _____

Desktop

Start Menu - PowerTerm Application Zone

Start Menu - Programs

Application Icon

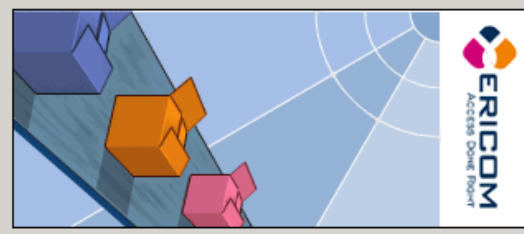


User Name	Alias ...	Authentication
inpts		WebConnect
kausal		WebConnect
mandar		WebConnect
manohar		WebConnect
manoj		WebConnect
nikhil		WebConnect
nitin		WebConnect
pranod		WebConnect
pravin		WebConnect
rohik		WebConnect
sandip		WebConnect
sanjay		WebConnect
user		WebConnect
vitwal		WebConnect

Group Name	Created	Modified	Enable
Advanced ...			Yes
Expert Users			Yes
Novice Users			Yes
Super Users			Yes

Name	Created	Modified	Enabled	Comm-Type
beacon	06/08/09 16:...	06/08/09 16:...	Yes	RDP
AS/400 Connection			Yes	TMS250
VT Connection			Yes	TELNET
EXCEL	07/08/09 09:...	07/08/09 09:...	Yes	RDP
iexplore	07/08/09 16:...	07/08/09 16:...	Yes	RDP
manohar data	08/08/09 10:...	08/08/09 10:...	Yes	RDP
WebConnect Server's Machine	27/03/05 20:...	27/03/05 20:...	Yes	TELNET
OLTT OOK	07/08/09 09:...	07/08/09 09:...	Yes	RDP

Publish Application - Step 4 of 9: Appearance



Color Quality:
 High Color (16 Bits) ▶

Note: Settings on remote system might override this setting.

Run:
 Normal ▶

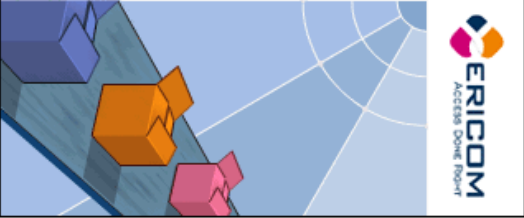


User Name	Alias ...	Authentication
inpts		WebConnect
kausal		WebConnect
mandar		WebConnect
manohar		WebConnect
manoj		WebConnect
nikhil		WebConnect
nitin		WebConnect
pranod		WebConnect
pravin		WebConnect
rohith		WebConnect
sandip		WebConnect
sanjay		WebConnect
user		WebConnect
vinay		WebConnect

Group Name	Created	Modified	Enable
Advanced ...			Yes
Expert Users			Yes
Novice Users			Yes
Super Users			Yes

Name	Created	Modified	Enabled	Comm-Type
beacon	06/08/09 16:...	06/08/09 16:...	Yes	RDP
AS/400 Connection			Yes	TMS250
VT Connection			Yes	TELNET
EXCEL	07/08/09 09:...	07/08/09 09:...	Yes	RDP
iexplore	07/08/09 16:...	07/08/09 16:...	Yes	RDP
manohar data	08/08/09 10:...	08/08/09 10:...	Yes	RDP
WebConnect Server's Machine	27/03/05 20:...	27/03/05 20:...	Yes	TELNET
OLTT OOK	07/08/09 09:...	07/08/09 09:...	Yes	RDP

Publish Application - Step 5 of 9: Performance



Choose your connection speed to optimize performance:
 Modem (56 Kbps)

Allow the following:

- Menu and Window Animation
- Themes
- Bitmap Caching

Window Drag Behavior:
 Use local settings



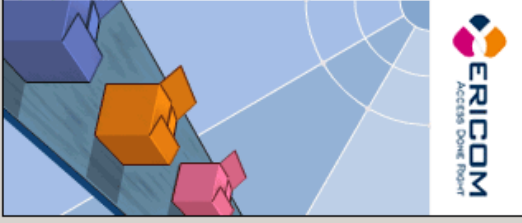
User Name Alias ... Authentication

< Generic Customer >		
< Portal >		
< Software Installer >		
abhhjit	WebConnect	
Administrator	WebConnect	
amit	WebConnect	
blp	WebConnect	
blp1	WebConnect	
blp2	WebConnect	
blp3	WebConnect	
blp4	WebConnect	
blp5	WebConnect	
Default AutoCreated...	WebConnect	
Evamola	WebConnect	

Group Name	Created	Modified	Enabled
Advanced ...			Yes
Expert Users			Yes
Novice Users			Yes
Super Users			Yes

Name	Created	Modified	Enabled	Comm-Type
beacon	06/08/09 16:...	06/08/09 16:...	Yes	RDP
AS/400 Connection			Yes	TMS250
VT Connection			Yes	TELNET
EXCEL	07/08/09 09:...	07/08/09 09:...	Yes	RDP
iexplore	07/08/09 16:...	07/08/09 16:...	Yes	RDP
manchar data	08/08/09 10:...	08/08/09 11:...	Yes	RDP
WebConnect Server's Machine	27/03/05 20:...	27/03/05 20:...	Yes	TELNET
01TTI OOK	07/08/09 09:...	07/08/09 09:...	Yes	RDP

Publish Application - Step 6 of 9: Requirements




Remote Computer Sound:
 Bring to this computer Bring to this computer

Local Devices

- Disk Drives
- Printers
- Serial Ports
- Smart Cards

Connect automatically to these local devices when logged on to the remote computer.

< Back
Next >
Finish
Cancel
Help

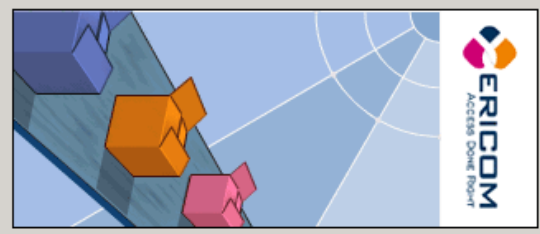


User Name	Alias ...	Authentication
inpts		WebConnect
kausal		WebConnect
mandar		WebConnect
manohar		WebConnect
manoj		WebConnect
nikhil		WebConnect
nitin		WebConnect
pranod		WebConnect
pravin		WebConnect
rohik		WebConnect
sandip		WebConnect
sanjay		WebConnect
user		WebConnect
wihav		WebConnect

Group Name	Created	Modified	Enable
Advanced ...			Yes
Expert Users			Yes
Novice Users			Yes
Super Users			Yes

Name	Created	Modified	Enabled	Comm-Type
beacon	06/08/09 16:...	06/08/09 16:...	Yes	RDP
AS/400 Connection			Yes	TMS250
VT Connection			Yes	TELNET
EXCEL	07/08/09 09:...	07/08/09 09:...	Yes	RDP
iexplore	07/08/09 16:...	07/08/09 16:...	Yes	RDP
manohar data	08/08/09 10:...	08/08/09 10:...	Yes	RDP
WebConnect Server's Machine	27/03/05 20:...	27/03/05 20:...	Yes	TELNET
01TTI OOK	07/08/09 09:...	07/08/09 09:...	Yes	RDP

Publish Application - Step 7 of 9: Servers



Use All Servers from Load Balancer Pool
 Specify the Servers from Load Balancer Pool

Available Servers:


POWERTERM

Selected Servers:

(Empty)

Show only servers with this application

Specify Address: Port:




User Name	Alias ...	Authentication
inpts		WebConnect
kausalhal		WebConnect
mandar		WebConnect
manohar		WebConnect
manoj		WebConnect
mihhil		WebConnect
nitin		WebConnect
pranod		WebConnect
pravin		WebConnect
rohik		WebConnect
sandip		WebConnect
sanjay		WebConnect
user		WebConnect
vishal		WebConnect

Group Name	Created	Modified	Enabled
Advanced ...			Yes
Expert Users			Yes
Novice Users			Yes
Super Users			Yes

Name	Created	Modified	Enabled	Comm-Type
beacon	06/08/09 16:...	06/08/09 16:...	Yes	RDP
AS/400 Connection			Yes	TMS250
VT Connection			Yes	TELNET
EXCEL	07/08/09 09:...	07/08/09 09:...	Yes	RDP
iexplore	07/08/09 16:...	07/08/09 16:...	Yes	RDP
manohar data	08/08/09 10:...	08/08/09 10:...	Yes	RDP
WebConnect Server's Machine	27/03/05 20:...	27/03/05 20:...	Yes	TELNET
OLTT OOK	07/08/09 09:...	07/08/09 09:...	Yes	RDP

Publish Application - Step 8 of 9: Owner



Directory service Objects:

Item	Domain
[Server] - Everyone	

WebConnect Owner

[Server] - Everyone Change

Add/Remove Objects


< Back

Next >

Finish

Cancel

Help



User Name Authentication Alias ...

User Name	Created
inpts	
kausal	
mandar	
manohar	
manoj	
nikhil	
nitin	
pranod	
pravin	
rohit	
sandip	
sanjay	
user	
vishal	

Group Name Created

Advanced ...	
Expert Users	
Novice Users	
Super Users	

Name	Created	Modified	Enabled	Comm-Type
beacon	06/08/09 16:...	06/08/09 16:...	Yes	RDP
AS/400 Connection			Yes	TMS250
VT Connection			Yes	TELNET
EXCEL	07/08/09 09:...	07/08/09 09:...	Yes	RDP
iexplore	07/08/09 16:...	07/08/09 16:...	Yes	RDP
manohar data	08/08/09 10:...	08/08/09 10:...	Yes	RDP
WebConnect Server's Machine	27/03/05 20:...	27/03/05 20:...	Yes	TELNET
01TTI OOK	07/08/09 09:...	07/08/09 09:...	Yes	RDP

Application Publishing Advanced Settings

WebConnect

Credentials

Use WebConnect User Credentials

Username: Password:

Use Default Domain

Domain:

Enable this Application

Network Name:

Environment Variables:

Name	Value

Information

data

Application

Terminal Server

C:\Program Files\Internet Explorer\iexplore.exe

Advanced...